

MINUTES OF COUNTY FINANCES
TREASURER'S REPORT

IN THE MATTER OF COUNTY FINANCES
IN THE HANDS OF SHERRY RUSHING
TREASURER OF HARRISON COUNTY, TEXAS

COMMISSIONERS' COURT
HARRISON COUNTY, TEXAS
IN REGULAR SESSION
March 25, 2025

IN ACCORDANCE with Section 114.026, Local Government Code, we, the undersigned, constituting the entire Commissioners Court of said County, certify that on the day of January 28, 2025 at the Regular term of Court, we compared and examined the report of Sherry Rushing, Treasurer of Harrison County, Texas, (containing the information required by Subsections (a) and (b) of such statute), for the period beginning February 01, 2025 and ending February 28, 2025 and found such report to be correct. Accordingly, we have entered in our minutes an order stating separately the amount received and paid from each fund since the Treasurer's proceeding report and any balance remaining in the Treasurer's custody. The Treasurer's accounts have been properly credited. The amount of cash and other assets in the custody of the Treasurer at the time of such examination was \$43,469,799.48.




Chad Sims, County Judge

William Hatfield, Commissioner Pct. 1



Zephaniah Timmins, Commission Pct. 2



Austin Koos, Commissioner Pct. 3



Jay Ebarb, Commissioner Pct. 4

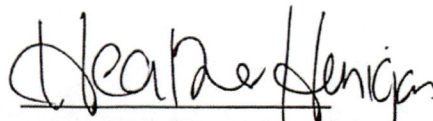
SWORN TO AND SUBSCRIBED BEFORE ME, by Chad Sims, County Judge, and County Commissioners of said Harrison County, each respectively, on this the 25 day of March, A.D., 2025

EXHIBIT

MAR 25 2025

APPROVED

lcy



Heather Henigan, County Clerk

TREASURER'S MONTHLY REPORT

FUND NAME	FUND NUMBER	FEBRUARY 2025	RECEIPTS	DISBURSEMENTS	FEBRUARY 2025 CASH	INVESTMENTS	CASH PLUS
		BEGINNING			ENDING		INVESTMENTS
GENERAL MONEY MARKET	100	8,094,680.53	11,362,182.48	0.00	19,456,863.01	0.00	19,456,863.01
GENERAL	100	(5,641,911.36)	10,513,374.22	13,690,739.12	(8,819,276.26)	17,842,135.53	9,022,859.27
JURY	110	73,100.45	125,126.33	34,334.44	163,892.34	150,126.99	314,019.33
BAIL BOND	120	28,456.02	8.33	0.00	28,464.35	0.00	28,464.35
TAX DISPUTE	130	536.50	0.00	0.00	536.50	26,800.15	27,336.65
ROAD & BRIDGE	140	(100,332.84)	2,590,792.65	354,294.10	2,136,165.71	3,116,337.12	5,252,502.83
ROAD DAMAGE FUND	145	522,862.59	97,378.41	0.00	620,241.00	0.00	620,241.00
BAIL SURETY FUND	150	205,195.85	30.81	100,000.00	105,226.66	0.00	105,226.66
EMERGENCY OP. CTR.	180	5,333.18	0.00	0.00	5,333.18	459.91	5,793.09
ELECTION CONTRACTS	200	71,924.61	21.06	0.00	71,945.67	0.00	71,945.67
DRUG FORFEITURE	220	18,251.60	2,694.37	0.00	20,945.97	0.00	20,945.97
AIRPORT	240	682,578.83	65,839.80	47,677.07	700,741.56	57,339.62	758,081.18
VIT	260	106,634.05	8,677.94	50.40	115,261.59	60,142.96	175,404.55
YOUTH ENRICHMENT	270	81,296.18	11,280.10	0.00	92,576.28	0.00	92,576.28
CAPITAL MURDER	280	50,027.84	14.65	0.00	50,042.49	0.00	50,042.49
J P TECHNOLOGY	300	96,548.17	1,602.78	1,278.63	96,872.32	48,611.10	145,483.42
DIST CRT TECHNOLOGY	310	61,538.62	68.04	0.00	61,606.66	0.00	61,606.66
CO CRT TECHNOLOGY	320	11,095.20	94.03	0.00	11,189.23	0.00	11,189.23
CASE MANAGER FEE	330	31,282.81	1,969.90	1,946.64	31,306.07	0.00	31,306.07
LAW LIBRARY	410	(4,621.82)	5,566.90	4,708.51	(3,763.43)	37,374.85	33,611.42
JUVENILE SERVICES	450	820,882.82	1,143,285.46	167,181.58	1,796,986.70	833,029.13	2,630,015.83
JUVENILE GRANTS	460	177,006.29	34.56	58,999.60	118,041.25	0.00	118,041.25
COUNTY GRANTS	490	(616,451.46)	741,437.70	5,600.74	119,385.50	12,211.90	131,597.40
AM. RESCUE PLAN	495	708,031.44	207.35	0.00	708,238.79	0.00	708,238.79
RECORDS PRES.	500	346,211.43	15,150.69	88,477.00	272,885.12	5,762.95	278,648.07
CO. RECORDS PRES.	510	74,080.36	507.76	2,250.00	72,338.12	102,274.60	174,612.72
RECORDS ARCHIVES	511	685,959.78	11,253.51	2,116.37	695,096.92	80,797.22	775,894.14
VITAL ARCHIVES	512	33,335.46	356.86	0.00	33,692.32	0.00	33,692.32
DIST. CLK. REC MGM	513	10,595.26	211.79	0.00	10,807.05	11,553.28	22,360.33
DC PRES. HB 3637	514	139,914.30	5,019.25	5,000.00	139,933.55	0.00	139,933.55
CC PRES. HB 3637	515	69,327.68	535.45	0.00	69,863.13	0.00	69,863.13
ALTERNATIVE DISPUTE RES	540	6,728.24	3,155.99	0.00	9,884.23	0.00	9,884.23
SECURITY	550	76,989.18	4,939.46	11,162.87	70,765.77	0.00	70,765.77
SUB CRTHS SECURITY	551	48,488.22	496.89	0.00	48,985.11	0.00	48,985.11
CRT-INITD GUARDIANSHIP	560	74,391.12	391.89	0.00	74,783.01	0.00	74,783.01
CH & JAIL INT. & SINK.	610	0.29	0.00	0.00	0.29	0.01	0.30
ELEVATOR FUND	700	0.00	0.00	0.00	0.00	0.00	0.00
PERM. IMPROVEMENT	710	1,972,212.40	216,550.57	1,414,413.45	774,349.52	559,420.69	1,333,770.21
JAIL CONSTRUCTION	720	0.00	0.00	0.00	0.00	0.00	0.00
CRTHS. BUILDING	730	5,589.49	1.64	0.00	5,591.13	0.00	5,591.13
TOBACCO STLMT.	740	(55,723.53)	0.00	0.00	(55,723.53)	147,029.39	91,305.86
OPIOID SETTLEMENT	745	29,932.16	8.77	0.00	29,940.93	0.00	29,940.93
CH MAINTENANCE	750	47,872.30	14.02	0.00	47,886.32	0.00	47,886.32
OFFICIAL'S AGENCY	880	0.00	0.00	0.00	0.00	150,000.00	150,000.00
DIST. ATTY. SPECIAL	890	163,369.97	9,301.51	6,598.13	166,073.35	72,416.60	238,489.95
TOTALS		9,213,220.21	26,939,583.92	15,996,828.65	20,155,975.48	23,313,824.00	43,469,799.48


Sherry Rushing County Treasurer

MONTHLY INVESTMENT REPORT

	BEGINNING BALANCE	CONTRIBUTIONS	WITHDRAWALS	INTEREST RATE	INTEREST EARNED	ENDING BALANCE
TEXAS CLASS						
Oct. 2024	\$1,116,970.47			5.04	\$4,779.62	\$1,121,750.09
Nov. 2024	\$1,121,750.09			4.88	\$4,498.41	\$1,126,248.50
Dec. 2024	\$1,126,248.50			4.74	\$4,536.07	\$1,130,784.57
Jan. 2025	\$1,130,784.57			4.54	\$4,371.94	\$1,135,156.61
Feb. 2025	\$1,135,156.51			4.49	\$3,919.88	\$1,139,076.39

TEXAS BANK & TRUST WEALTH MANAGEMENT - INTEREST RATES 2.69% TO 5.23%
INVESTMENT TOTAL

\$22,174,747.61
\$23,313,824.00

INVESTMENT INTEREST

Oct. 2024	\$10,971.88
Nov. 2024	\$65,750.11
Dec. 2024	\$65,452.72
Jan. 2025	\$115,922.74
Feb. 2025	\$75,369.24

EXHIBIT

MAR 25 2025


RECEIVED 109

TEXAS BANK AND TRUST- MONEY MARKET

Oct. 2024	\$6,006,416.72	\$331,547.76	(\$3,000,000.00)	5.39	\$19,402.62	\$3,357,367.10
Nov. 2024	\$3,357,367.10	\$2,063,750.11	(\$3,000,000.00)	4.86	\$9,764.80	\$2,430,882.01
Dec. 2024	\$2,430,882.01	\$1,011,062.10	(\$1,500,000.00)	4.70	\$7,643.73	\$1,949,587.84
Jan. 2025	\$1,949,587.84	\$12,115,059.35	(\$6,000,000.00)	4.70	\$30,033.34	\$8,094,680.53
Feb. 2025	\$8,094,680.53	\$11,362,182.48	\$0.00	4.70	\$48,813.24	\$19,456,863.01

TEXAS BANK AND TRUST- MAIN

Oct. 2024	\$1,890,835.14			1.01	\$1,728.92	\$1,105,106.73
Nov. 2024	\$1,105,106.73			1.01	\$1,538.09	\$1,095,300.79
Dec. 2024	\$1,095,300.79			1.01	\$2,426.03	\$2,494,170.85
Jan. 2025	\$2,494,170.85			1.00	\$2,545.98	\$3,231,586.21
Feb. 2025	\$3,231,586.21			1.00	\$2,993.75	\$3,190,009.91


SHERRY RUSHING
HARRISON COUNTY TREASURER

\$131,096.11 MONTHLY INTEREST TOTAL
\$482,463.11 YEARLY INTEREST TOTAL